

# Rules and risk in the euro area

Anna Iara<sup>\*</sup> and Guntram B. Wolff<sup>\*\*†</sup>

*August 15, 2011*

**Abstract:** With a unique data set summarizing the quality of national fiscal rules, we show that stronger fiscal rules in euro area member states reduce sovereign risk premia, in particular in times of market stress. We develop a structural model to show how sovereign spreads increase with the probability of default at different levels of risk aversion, and how fiscal governance determines sovereign spreads. Estimation of the model confirms the central predictions. Analyzing the different dimensions of the quality of rules-based fiscal governance separately, we find that the legal base and enforcement mechanisms are most important for the perceived effectiveness of the rules, while the role of the bodies in charge of monitoring and enforcing compliance is somewhat smaller.

**Keywords:** fiscal governance, numerical fiscal rules, sovereign risk, government bond spreads, euro area

**JEL classification:** E43, E62, G12, H60, H63

---

\* European Commission, DG ECFIN, email: Anna.IARA@ec.europa.eu

\*\* Bruegel, email: Guntram.WOLFF@bruegel.org

† The opinions expressed in this paper are those of the authors do not necessarily represent those of the European Commission. We thank Carsten Burhop, Vitor Gaspar, Gabor Koltay, Martin Larch, Wolfgang Lemke, Jean Pisani-Ferry, Werner Röger, André Sapir, Ralph Setzer, Zbigniew Truchlewski, Alessandra Tucci and Reinhilde Veugelers for many helpful comments. Errors remain our responsibility.

## 1 Introduction

Differences in government bond yields have sharply increased in the euro area. Part of this increase can be attributed to developments in public debt (Schuknecht, von Hagen and Wolswijk, 2010) and contingent liabilities concerning the banking sector (Gerlach, Schulz and Wolff, 2010; Ejsing and Lemke, 2010), both evoked by the economic crisis. Besides, the price of government bonds evidently reflects market confidence in governments' commitment towards sustainable fiscal policies. The trust of investors in such a commitment may be enhanced by a strong fiscal framework (Fatás, 2010), and the framework may help anchor fiscal policy expectations (Leeper, 2010). Indeed, strengthening national fiscal governance is an important item both of national reform agendas in the euro area<sup>1</sup> and the ongoing economic governance reform at the EU level (European Commission, 2010a).

We investigate whether national fiscal governance and numerical fiscal rules in particular help contain the interest required on government bonds. Specifically we propose and test a structural model of sovereign yield spreads that accounts for risk aversion. We argue that fiscal governance has an impact on the sovereign yield spreads by reducing the probability of default which is shown to have a twofold nonlinear effect on the sovereign spreads: first, it determines the standard risk premium that compensates for the possibility of default no matter what the extent of risk aversion is. Second, it determines the variance of the payments from the risky bond, which in turn is an element of the compensation for assuming risk: this second component is amplified with risk aversion. Using a unique dataset on fiscal governance in EU member states, we provide empirical support to our model and specifically to the restrictions implied by it. We find strong and economically meaningful effects of the quality of national rules-based fiscal governance on sovereign spreads. We further show that the legal base of the rules is the most important dimension of their effectiveness in containing sovereign risk premia, while the mechanisms to enforce compliance are highly important as well. The type of the bodies in charge of supervising compliance with the fiscal rules, in turn, appears to matter less.

Numerical fiscal rules are defined as permanent constraints on summary indicators of fiscal performance, such as the budget deficit, debt, or a major component thereof (Kopits and Symansky, 1998). They are aimed at reducing the policy failures due to which budget process outcomes tend to be biased towards deficits: namely, the common pool problem of governments without centralised spending powers, the short-term orientation of governments due to short electoral cycles, and the possible short-term orientation of

---

<sup>1</sup> Germany recently introduced a constitutional rule called debt brake to limit government debt. France is currently concerned about preserving the AAA rating of its debt and about the yield of its sovereign bonds relative to Germany; the introduction of a debt brake is therefore deliberated in France as well.

voters. In the EU, fiscal rules further aim at mitigating the incentives for deficits resulting from a common currency.

Empirical research in the past two decades has shed light on the role of numerical fiscal rules for sound public finance. While earlier research concentrated on the experience of the US states, sometimes in view of deducting insights for the nascent EMU (von Hagen, 1991; Bayoumi and Eichengreen, 1994; Alesina and Bayoumi, 1996; Bohn and Inman, 1996), the focus of analysis then shifted to Europe. The effectiveness of national fiscal rules with respect to fiscal performance has been shown to depend on the mechanisms established to enforce compliance with the rule (Inman, 1996; Ayuso-i-Casals, Gonzalez Hernandez, Moulin and Turrini, 2009) and on the type of the rule: budget balance and debt rules appear to outperform expenditure rules (Debrun, Moulin, Turrini, Ayuso-i-Casals and Kumar, 2008). Fiscal rules are found instrumental in initiating lasting fiscal consolidations (Larch and Turrini, 2008) and in fulfilling medium-term fiscal plans presented in the Stability and Convergence Programmes of EU members, which is a central plank of EU budgetary surveillance (von Hagen, 2010). The role of fiscal rules in the budgetary process has been scrutinised as well: empirical evidence is not fully conclusive whether fiscal rules serve as commitment devices to effectively tie the hands of governments not to pursue short-sighted and pro-cyclical budgetary policies (Debrun and Kumar, 2007a, Debrun et al., 2008), or whether they merely have a signalling role and remove information asymmetries between governments and the electorate, without changing the behaviour of governments (Debrun and Kumar, 2007b; Debrun, 2007). On the EU level, fiscal rules have been shown to be effective, but to lead to significant creative accounting aimed at their circumvention (von Hagen and Wolff, 2006; Buti, Nogueira Martins and Turrini, 2006). Theoretically, it has been elaborated that supra-national rules are welfare improving relative to merely national regimes, but that they cannot fully eliminate the deficit bias, which calls for strong national rules as well (Krogstrup and Wyplosz, 2010).

The past several years witnessed a surge of research on the impact of fiscal variables on spreads in government bond yields as well. In an international context, a positive relationship between public debt and interest rates has been consistently confirmed (Edwards, 1986; Alexander and Anker, 1997; Lemmen and Goodhart, 1999; Lonning, 2000; Copeland and Jones, 2001; Codogno, Favero and Missale, 2003). In the euro area, sovereign spreads are found to be determined by debt, deficits, and debt-service ratios (Bernoth, von Hagen, and Schuknecht, 2004) as well as by hidden fiscal policy activity, creative accounting practices, and transparency of government budgeting (Bernoth and Wolff, 2008). On the sub-national level, the price of public debt is confirmed to reflect fiscal fundamentals (Schuknecht, von Hagen and Wolswijk, 2009; Heppke-Falk and Wolff, 2008; Schulz and Wolff, 2009). The impact of risk perceptions has also received significant attention by important research (Codogno, Favero and Missale, 2003; Favero, Giavazzi and Spaventa, 1997, Barrios, Iversen, Lewandowska, and Setzer, 2009)

and more recent research as looked into variations in time in the weight of various determinants (Bernoth and Erdogan, 2010).

The impact of fiscal restraints on the cost of public borrowing has been studied by looking at US states. Bayoumi, Goldstein and Woglom (1995) show that the impact of constitutional controls on the cost of debt depends on the level of debt: at average levels, the presence of such controls is found to be associated with a reduction of the interest cost by 50 basis points. Eichengreen and Bayoumi (1994) confirm the negative impact of fiscal rules on the cost of government borrowing. Poterba and Rueben (1999) uncover that expenditure, deficit, and debt rules (negatively) as well as tax limitations (positively) impact on state bond yield differentials; debt rules appear to be the least effective. Differentiating this result, Johnson and Kriz (2005) show that revenue limits have a direct impact on state borrowing, while the effect of numerical fiscal rules is indirect via improved credit ratings. For the euro area, Hallerberg and Wolff (2008) reveal that government bond yields are also determined by institutional characteristics of the fiscal process.

Our analysis adds to the body of research in several respects: it is the first to empirically investigate the role of numerical fiscal rules to contain sovereign bond spreads in the euro area specifically, using a rich dataset maintained by the European Commission. It does so in a structural framework that is the first to account for the possibility of risk aversion, showing that the impact of fiscal rules on sovereign spreads is amplified by risk aversion. It finally tests the differential impact of five dimensions of rules-based fiscal governance spreads against each other, thus underlining the importance of the legal base of the rules and the mechanisms to foster compliance with the rules.

The remainder of the paper is structured as follows. Section 2 outlines our analytical approach and the empirical strategy adopted. Section 3 describes our dataset and the construction of the fiscal rule index in particular. Section 4 presents the panel data estimations and a set of robustness checks. Section 5 concludes.

## 2 Theory and empirical approach

We investigate the impact of rules-based fiscal governance on risk premia in euro area government bond markets in a simple framework allowing for different attitudes towards risk. Specifically, an investor has an amount of wealth of 1 that she might use to acquire a risk-free bond that pays interest  $v^*$ , or alternatively hold a bond of country  $i$  that delivers repayment with interest amounting to  $1 + v^* + v_i$ , but that might default on its debt with probability  $\theta_i \in ] 0; 1[$ . Against the alternative of holding the asset with zero risk, the sovereign bond of country  $i$  will deliver expected additional wealth of  $E(I_i) = - (1 + v^*) \theta_i + (1 - \theta_i) v_i$ . We assume  $E(I_i) = 0$ : purchasing country  $i$ 's sovereign bonds is actuarially neutral. This implies for the compensation for the possible event of default:

$$v_i = (1 + v^*) \theta_i (1 - \theta_i)^{-1} = (1 + v^*) \tau_i, \quad (1),$$

where  $\tau_i = \theta_i (1 - \theta_i)^{-1}$  is the odds of default.

We further assume that investors' utility functions are twice differentiable and strictly increasing, i.e.  $U'(X) > 0$ . Risk-averse investors specifically have concave utility functions, i.e.  $U''(X) < 0$ . From the condition of indifference between purchasing bonds of country  $i$  and the certainty equivalent to such activity, the Arrow-Pratt measure of the risk premium  $\pi_i$  can be established as<sup>2</sup>

$$\pi_i = 0.5 \sigma_i^2 \rho \quad (2),$$

where  $\rho$  is the coefficient of absolute risk aversion, and  $\sigma_i^2$  is the variance of outcomes from holding country  $i$ 's sovereign bonds. The variance, in turn, is

$$\sigma_i^2 \equiv E(I_i^2) - E^2(I_i) = \theta_i (- (1 + v^*))^2 + (1 - \theta_i) v_i^2 = (1 + v^*)^2 \tau_i \quad (3).$$

The risk premium switches signs with the coefficient of risk aversion and is zero in the presence of risk neutrality.

To offer to risk-averse investors an alternative to the risk-free bond, the sovereign bond of country  $i$  has to offer an overall excess return  $s_i$  over  $v^*$  of  $v_i$  (this part is to compensate for the possibility of default) topped up by the risk premium  $\pi_i$  (which is to compensate for accepting the risk). Using expressions (1), (2), and (3),  $s_i$  becomes

$$s_i = v_i + 0.5 \sigma_i^2 \rho = (1 + v^*) \tau_i + 0.5 (1 + v^*)^2 \tau_i \rho = (1 + v^*) \tau_i [1 + 0.5 \rho (1 + v^*)] \quad (4).$$

Equation (4) shows how the excess yield that country  $i$ 's sovereign bond offers over the risk-free return  $v^*$  is depending on the probability of default,  $\theta_i$  and more precisely the odds of default  $\tau_i$ , which is a nonlinear function of  $\theta_i$ . In particular,  $\tau_i$  has an immediate effect via the compensation for the possibility of default,  $v_i$ , as well as an effect via the Arrow-Pratt risk premium, that is in fact amplified by the level of risk aversion as well as by the level of risk-free return,  $v^*$ .<sup>3</sup> As concerns risk aversion specifically,  $\partial^2 c_i / \partial \theta_i \partial \rho = 0.5 (1 - \theta_i)^{-2} > 0$ : the yield spread increases with risk aversion especially in countries with higher default probabilities. For risk neutrality, equation (4) simplifies to allow the standard approximation equalising the yield spread with the country-specific probability of default:  $s_i \approx \theta_i$ .

---

<sup>2</sup> Specifically, with the amount of wealth of 1 to invest, the risk premium that makes the investor indifferent between purchasing bonds of country  $i$  and the certainty equivalent to such activity has to satisfy the equality  $E[U(1 + I_i)] = U[1 + E(I_i) - \pi_i(1, I_i)]$ . From here, expression (2) is obtained from applying Taylor approximations to both sides of the above indifference condition, using  $E(I_i) = 0$  and  $E(I_i^2) = \sigma_i^2$ , and solving for the risk premium (Copeland, Weston and Shastri, 2005).

<sup>3</sup> Dependence from the initial level of wealth (i.e. the amount to invest) of the measure of absolute risk aversion employed in our analysis does not impair our results as we disregard of heterogeneity among investors.

To arrive at our estimating equation, we resort to the standard assumption (e.g., Edwards, 1986; Bayoumi et al.; 1995) that  $\theta_i$  is a logistic function of a measure  $Y_i$  that in turn linearly depends on a set of exogenous regressors  $X_i$ , parameters  $\beta$ , and a stochastic error term  $\varepsilon \sim \text{i.i.d.}$ :

$$\theta_i = P(I = -1 | Y_i) = e^{Y_i} (1 + e^{Y_i})^{-1} \text{ with } Y_i = X_i' \beta + \varepsilon_i \quad (5)$$

Inserting (5) into (4), taking logs, and rearranging terms results in

$$\ln s_i = v^* + X_i' \beta + \ln(1 + 0.5\rho(1 + v^*)) + \varepsilon_i \quad (6).$$

As concerns the determinants of the risk of country  $i$ 's default, these include the standard determinants of the sovereign debtor's solvency, specifically, the actual levels of debt  $B$  and the budget balance  $b_i$ , as well as institutional characteristics of the country ( $C_i$ ,  $Z_i$ ), where  $C_i$  summarises such characteristics that are constant over time, and  $Z_i$  is a vector of time-varying characteristics. The solvency of the country will be determined of the future realisations of the budget balance above all; but any systematic bias (such as the well-documented deficit bias) of the future fiscal position will be already absorbed by  $C_i$ , i.e.  $E_t(b_{t+1}|c_i) = \gamma c_i + v_{i,t}$  with  $E(v_i) = 0$ , where  $c_i$  is part of  $C_i$  and can econometrically not be separately identified. Hence, the set of determinants of the default probability is

$$X_{i,t} = (B_{i,t}, b_{i,t}, C_i, Z_i) \quad (7).$$

As concerns the impact of numerical fiscal rules on the default risk specifically, the quality of rules-based fiscal governance is part of the time-varying institutional characteristics  $Z_i$ . They have, as all determinants of the default probability, a non-linear impact on the sovereign bond spreads. Calculating back from (6) formulated in logarithms to the levels shows that this impact is amplified by the level of risk aversion  $\rho$ .

In line with the above discussion, in our empirical analysis we regress the logarithm of the euro area countries' sovereign bond spreads,  $\ln\_spread$ , against Germany on the levels of the German bunds' interest ( $yield\_de$ ), the budget balance ( $balance$ ), debt ( $debt$ ), a measure of the quality of rules-based fiscal governance, ( $fri$ ), and the logarithm of the composite term  $(1 + 0.5\rho(1 + v^*))$  as implied in (6),  $\ln\_riskav$ , where  $\rho$  is proxied by the spread between US low grade corporate and government bonds or the Chicago Board Options Exchange Market volatility index known as VIX ( $vix$ ), which is driven by global shocks and can be considered exogenous to euro area bond spreads. Our baseline estimating equation thus becomes

$$\ln\_spread_{i,t} = \beta_1 yield\_de_t + \beta_2 balance_{i,t} + \beta_3 debt_{i,t} + \beta_4 fri_{i,t} + \beta_5 \ln\_riskav_t + C_i + u_{i,t} \quad (7).$$

Note that our model implies that  $\beta_1 = \beta_5 = 1$  (see equation 6).

The fiscal rules index  $fri$  is described in detail in the next section. Fiscal rules can be considered exogenous or predetermined to government bond yields. The endogeneity of fiscal rules with respect to fiscal policy outcomes has been explored in empirical

research (e.g. Debrun and Kumar, 2007a; *ibid.*, 2007b). While certainly at present, national fiscal framework reform debates are driven by the consolidation pressures and high sovereign bond spreads, changes in fiscal governance prior to this crisis have not been connected with bond markets. Indeed, government bond spreads across euro area countries had been too low to fuel institutional debates. Fiscal framework reforms were enacted because of domestic and EU level pressure instead and endogeneity should thus not be an issue. Still, to be sure that our results are not impaired by endogeneity concerns, we check the robustness of our by excluding the 2009 data where the strength of numerical fiscal rules might have been pre-determined by the fanning out of the government bonds yields in the previous year.

It has been hypothesised that fiscal rules might only be a signal of pre-existing commitment and therefore by themselves not play a role. A parallel argument can be made in the context of our research as well: our fiscal rule index might not measure the effect that rules-based fiscal governance by itself has on probabilities of sovereign default, but rather capture an omitted variable such as the actual pre-existing commitment to sound fiscal policies. As we control for country fixed effects, however, any omitted variable bias can only stem from time-varying preferences or pre-commitment to fiscal rectitude that are correlated with changes in rules-based fiscal governance. In this interpretation, fiscal rule changes would have to be considered a measure of this underlying preference shifts. Empirically, we cannot exclude this possibility but it appears to be of comparatively minor relevance as preferences typically shift only slowly. Moreover, market participants do not directly observe such preferences. In that sense, our results measure the signalling function of rules, be it because of the true impact of rules or the underlying shift of preferences.

Our baseline regressions are augmented by further analysis. We do not only consider the global impact of rules-based fiscal governance on sovereign risk premia but study the impact of its different dimensions, including the legal basis, enforcement etc. Besides we provide robustness analyses with regard to the time period covered, the crisis, and the role of liabilities stemming from bank rescue operations.

### **3 The dataset**

Our empirical analysis is based on a dataset covering 11 euro area countries in the time period of 1999 to 2009. We disregard of the most recent years as 2010 saw more intensive discussions about strengthening rules-based fiscal governance in several euro area countries in the aftermath of the economic and financial crisis. By leaving data of 2010 and 2011 aside, we reduce concerns about the endogeneity of fiscal rules. Luxembourg – with very little public debt until recently – as well as the latest euro area entrants Cyprus, Malta, Slovenia, and the Slovak Republic are not included either. The sovereign bond spreads are expressed in differences to German data, which leaves us with a panel dataset

of 10 countries. Germany is chosen as the benchmark country as the Bund is considered the benchmark bond in the respective bond market (see e.g. Dunne, Moore and Portes, 2007).

Our dependent variable *ln\_spread* is the log of government bond spread against the German Bund of the above euro area members based on the yield of their 10-year on-the-run fixed coupon bonds obtained from Bloomberg. As an indicator of the debtors' repayment capacity – *balance* and *debt* – data on government debt and deficits from Eurostat are employed. The data are measured in per cent of GDP. Annual averages of the seven-to-ten year US corporate bond spread for the rating category BBB from Merrill Lynch against US treasuries is employed as a proxy for average coefficient of absolute risk aversion among investors.

One of the innovative elements of our research is the inclusion of the index of the strength of numerical fiscal rules *fri* at country level. This fiscal rule index has been constructed by the fiscal policy unit of the European Commission's Directorate-General for Economic and Financial Affairs from information on fiscal governance obtained from the EU member states via the Economic Policy Committee of the Ecofin Council of the EU.<sup>4</sup> The fiscal rule index is based on information on five dimensions describing each fiscal rule in force at the local, sub-national or national level in an EU member state: (1) the statutory base of the rule, (2) room for revising objectives, (3) mechanisms of monitoring compliance with and enforcement of the rule, (4) the existence of pre-defined enforcement mechanisms, and (5) media visibility of the rule. According to a pre-defined scale distinguishing different degrees by which the design of the rule supports its strength along these dimensions, scores are attributed to each of the dimensions for each fiscal rule. Box 1 shows how the index is computed based on different characteristics of fiscal rules.

To construct the fiscal rule index, these scores are aggregated using weights obtained as averages of 10,000 randomly drawn numbers from a uniform distribution, following the method used by Sutherland, Price and Joumard (2005). The random weights technique is applied because of the absence of theoretical guidance on the importance of each criterion in the composite index of the strength of fiscal rules. Finally, the indices of the strength of a fiscal rule obtained for each single rule are aggregated to a single comprehensive score per country per year by adding up the indices calculated for each fiscal rule separately, adjusted by the coverage of general government finances by that rule. In the presence of more than one rule covering the same government sub-sector, the second and third rules obtain weights  $\frac{1}{2}$  and  $\frac{1}{3}$  to reflect decreasing marginal benefit of multiple rules applying to the same sub-sector of general government. The design of the index is inspired by Deroose, Moulin and Wiertz (2006). The index is re-scaled to assume values between 0 (minimum) and 10 (maximum). An improvement of the index is achieved

---

<sup>4</sup> This rich dataset is updated annually; it is accessible to the public at [http://ec.europa.eu/economy\\_finance/db\\_indicators/fiscal\\_governance/index\\_en.htm](http://ec.europa.eu/economy_finance/db_indicators/fiscal_governance/index_en.htm).

## Box 1 Scores assigned to characteristics of fiscal rules by 5 dimensions

### Dimension 1 (*fri\_1*): Legal base of the rule

- 4 the rule is established by the constitution
- 3 the rule is based on a legal act (e.g. public finance act, fiscal responsibility law)
- 2 the rule is based on a coalition agreement or an agreement reached by different general government tiers, but not enshrined in a legal act
- 1 political commitment by a given authority (central/local government, minister of finance)

### Dimension 2 (*fri\_2*): Room for setting or revising objectives

- 3 there is no margin for adjusting objectives: they are encapsulated in the document underpinning the rule
- 2 there is some but constrained margin in setting or adjusting objectives
- 1 there is complete freedom in setting objectives: the statutory base of the rule merely contains broad principles or the obligation for the government or the relevant authority to set targets

### Dimension 3 (*fri\_3*): Nature of the body in charge of monitoring respect and enforcement of the rule

The score of this criterion is constructed as a simple average of the two elements below:

#### Nature of the body in charge of monitoring respect of the rule

- 3 monitoring by an independent authority (fiscal council, court of auditors or any other court) or the parliament
- 2 monitoring by the ministry of finance or any other government body
- 1 no regular public monitoring of the rule (no report systematically assessing compliance)

The score of this sub-criterion is augmented by 1 if there is real time monitoring of compliance with the rule, i.e. if alert mechanisms of risk of non-respect exist.

#### Nature of the body in charge of enforcement of the rule

- 3 enforcement by an independent authority (fiscal council or court) or the parliament
- 2 enforcement by the ministry of finance or other government body
- 1 no specific body in charge of enforcement

### Dimension 4 (*fri\_4*): Enforcement mechanisms of the rule

- 4 there are automatic correction and sanction mechanisms in case of non-compliance
- 3 there is an automatic correction mechanism in case of non-compliance and the possibility of imposing sanctions
- 2 the authority responsible is obliged to take corrective measures in case of non-compliance or is obliged to present corrective proposals to Parliament or the relevant authority
- 1 there is no ex-ante defined actions in case of non-compliance

The score of this dimension is augmented by 1 if escape clauses are foreseen and clearly specified.

### Dimension 5 (*fri\_5*): Media visibility of the rule

- 3 observance of the rule is closely monitored by the media; non-compliance is likely to trigger public debate
- 2 high media interest in compliance, but non-compliance is unlikely to invoke public debate
- 1 no or modest interest of the media

by strengthening one or several existing numerical fiscal rules along either of the above dimensions, by introducing new numerical fiscal rules, or by extending the coverage of general government by existing or new rules. Note that the fiscal rule index only considers if there is a numerical constraint to a budgetary aggregate: it does not take into account however if this constraint is realistically binding in reality (e.g., debt rules allowing for a comparatively high debt level are not binding in low-debt countries).

We also analyse the impact of numerical fiscal rules on sovereign bond spreads considering the five above components separately. To this end we apply the same technique of aggregation as for the composite index. Obviously, no weighting is involved in obtaining this set of sub-indices. Table 1 shows the unconditional correlation between the components of the global fiscal rule index: correlations between pairs of components are typically high. Country sets of rules that are strong by one dimension tend to be strong along other dimensions as well. The correlation between components 1 and 3 of the overall index (referring to the legal base and the body in charge of monitoring and enforcing compliance with the rule respectively) appear to be particular strong. Components 4 and 5 of the overall index (referring to its enforcement mechanisms and media visibility) appear to be less connected to the overall index than components 1 and 2.

**Table 1 Correlation across the components of the fiscal rule index**

	<i>fri</i>	<i>fri_1</i>	<i>fri_2</i>	<i>fri_3</i>	<i>fri_4</i>
<i>fri_1</i>	0.95	1.00			
<i>fri_2</i>	0.97	0.91	1.00		
<i>fri_3</i>	0.97	0.90	0.95	1.00	
<i>fri_4</i>	0.93	0.90	0.90	0.84	1.00
<i>fri_5</i>	0.93	0.84	0.86	0.93	0.80

Figure 1 shows the development of rules based fiscal governance in the eleven euro area members of our sample, as measured by the fiscal rules index, 1999 to 2009. The strength of the fiscal rules in force in our country of reference, Germany, has been above average and constant at around 7 throughout the period considered.<sup>5</sup> The strength of the numerical fiscal rules in force in the other euro area countries ranged between zero (for Greece, that has had no such rule in force) and 9.5 (the Netherlands,<sup>6</sup> unchanged, and

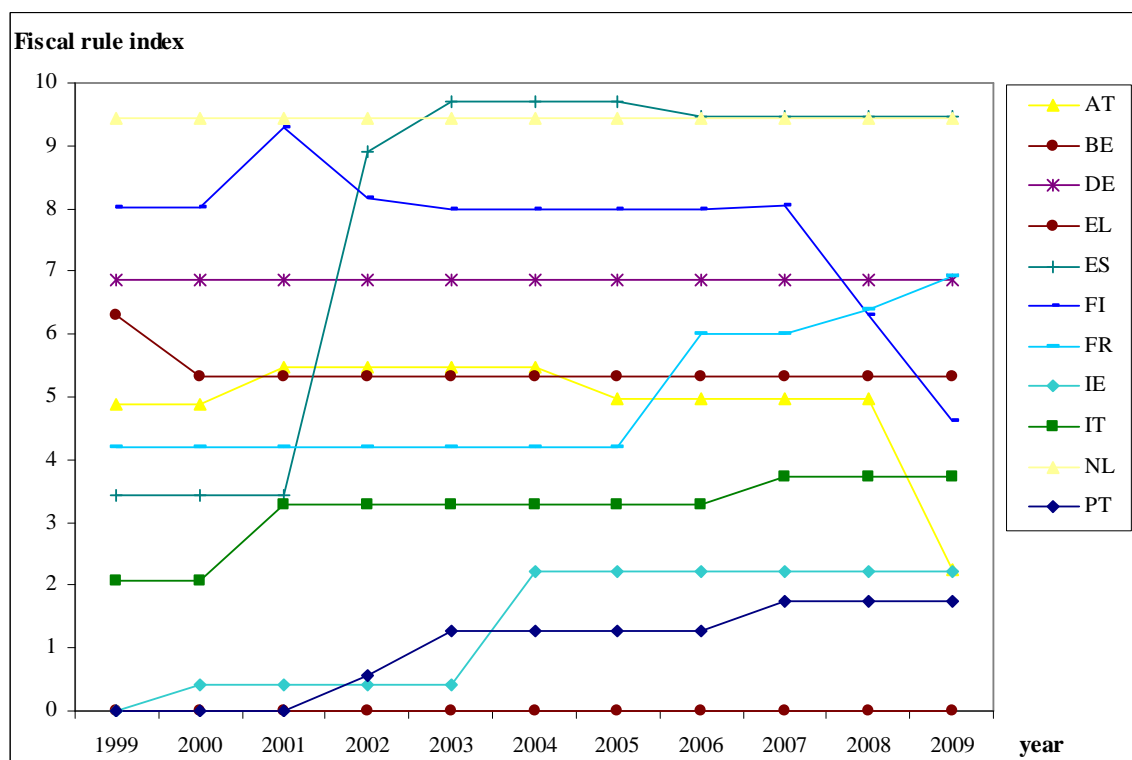
---

<sup>5</sup> In the period covered by our sample, Germany has operated “golden” budget balance rules and rules limiting nominal expenditure growth for both the federal government; local governments’ budgets have been constrained by debt ceilings and a balance budget rule. In the period considered, the target of the nominal expenditure rule was reformulated, that had no impact on the score of the fiscal rule index, though. Note that the much-debated “debt brake” for the federal government and the Länder will be phased in only from 2011, so the score of the index is unaffected in our sample.

<sup>6</sup> The Netherlands have been operating a real expenditure ceiling and a rule to allocate windfall revenues applying to all general government.

Spain as from 2006) and 9.7 (Spain<sup>7</sup> 2003-2005) respectively. Countries with below-average fiscal rule index scores were Ireland, Portugal, and Italy, while the scores of France, Austria, Belgium, and Finland qualified these countries as having stronger fiscal rules than on average. Remarkable changes to the better occurred in the case of France 2006 and 2008 to 2009,<sup>8</sup> as well as Ireland 2004, while the strength of the fiscal rules deteriorated in Finland after 2007 and in Austria in 2009,<sup>9</sup> in particular due to the suspension of rules in force in the course of the economic and financial crisis.

**Figure 1 The fiscal rule index in 11 euro area members, 1999 to 2009**



As any index, the index of rules-based fiscal governance applied in our analysis constitutes a simplification of complex reality. Despite measurement errors of which an

<sup>7</sup> Until 2002, Spain has operated debt ceilings to local and regional governments. In 2002, a budget-balance rule covering all general government was introduced, which was slightly modified in 2006. In 2003, the rules-based framework was extended by further restrictions on debt applied to regional governments.

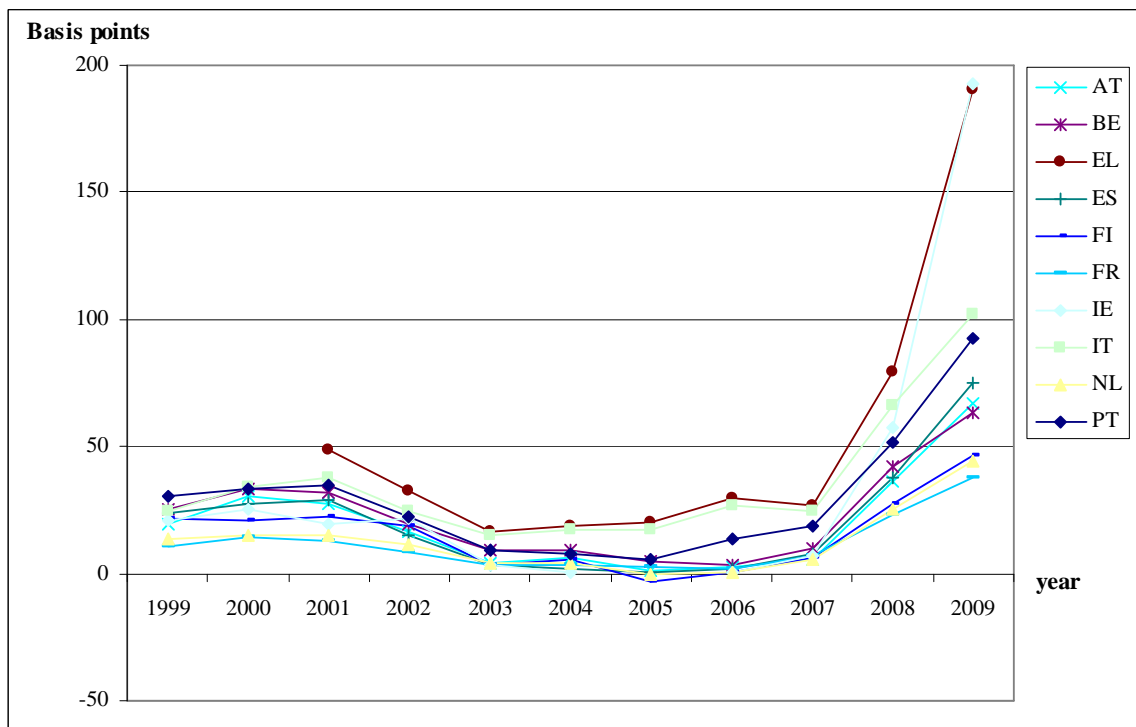
<sup>8</sup> In 2006, France introduced a rule to the central government to pre-commit unexpected revenues, and a ceiling to the growth of health expenditure to be established by the parliament. In 2008 the increase of social security debt was made conditional upon an increase in revenues. Finally, since 2009, unexpected revenues were automatically assigned to deficit reduction.

<sup>9</sup> In Finland, a debt rule and budget balance rule applied to the central government were no longer in force after 2007 and 2008, respectively. In Austria, the budget balance rule laid down in the National Stability Pact was replaced in 2009 by a nominal expenditure ceiling for five headings of the general government budget. The main difference between the two approaches is that the more recent nominal expenditure ceiling only covers a fraction of parts of the budget previously covered by the National Stability Pact.

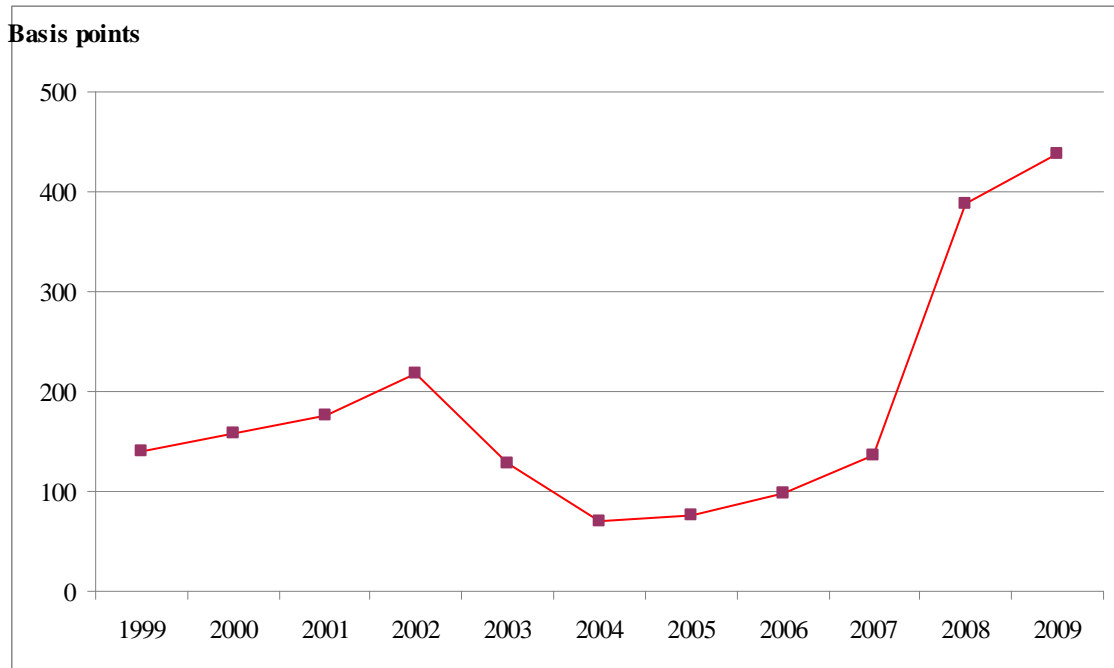
index of this type will inevitably suffer, we argue that it is a useful approximation of reality. Measurement errors affecting the index should be randomly distributed and therefore not affect the basic estimation results. If anything, attenuation due to measurement errors biases coefficients towards zero. Therefore, any significant result can be confidently regarded to corroborate our hypothesis and provide a lower bound of the true effect.

Turning now to the development of the government bond spreads as compared to German Bund yields in the period under review, these spreads were below 30 basis points for most euro area members, with a slight increase until 2001 and decreasing in the period between 2001 and 2006. Sovereign bond spreads mounted and fanned out in the wake of the economic and financial crisis, with particularly high values of 190 basis points reached on average by Greece and Ireland and values between 40 and 100 basis points for the other euro area members during 2009 (see Figure 2). The ranking of the euro area members by the size of the spread of their bond yields against Germany was broadly constant in the period considered, with France, the Netherlands, and Finland being closer to the benchmark and Greece, Italy, Portugal and Spain being at the higher end of the distribution.

**Figure 2 Sovereign bond spreads in 10 euro area members, 1999 to 2009**



**Figure 3 Spread between low grade US corporate and government bonds, 1999 to 2009**



In Figure 3 we look at the development of international risk aversion as measured by the spread between low-grade US corporate and government bonds. As can be seen by comparison with figure 2, euro area government bond spreads have moved in parallel with international risk aversion. In fact, international risk aversion was particularly low in the mid-2000s, when euro area sovereign bond spreads were historically low as well. With the rise of international risk aversion during the economic and financial crisis, sovereign bond spreads increased markedly, too.

**Table 2 Correlation across variables employed in the analysis, 1999 to 2009**

	<i>ln_spread</i>	<i>yield_de</i>	<i>debt</i>	<i>balance</i>	<i>fri</i>	<i>ln_riskav</i>
<i>yield_de</i>	0.10 (0.29)	1.00				
<i>debt</i>	0.43 *** (0.00)	-0.07 (0.48)	1.00			
<i>balance</i>	-0.52 *** (0.00)	0.42 *** (0.00)	-0.46 *** (0.00)	1.00		
<i>fri</i>	-0.37 *** (0.00)	-0.07 (0.45)	-0.34 *** (0.00)	0.40 *** (0.00)	1.00	
<i>ln_riskav</i>	0.79 *** (0.00)	0.02 (0.84)	0.09 (0.38)	-0.34 *** (0.00)	-0.04 *** (0.69)	1.00

p-values in parentheses. \*, \*\*, \*\*\*denote significance at 10, 5, 1 per cent respectively.

Table 2 provides the simple correlations of the main variables applied in our analysis. The unconditional correlation between the quality of fiscal rules and the sovereign bond spreads in our sample is negative.

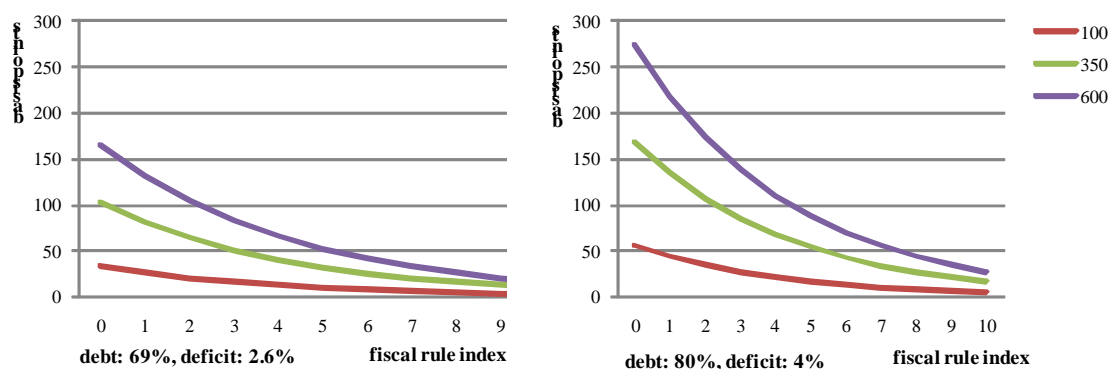
## 4 Estimation results

We carry out the empirical estimation of the model spelled out in section 2 in a dynamic framework using the Arellano-Bond GMM estimator. As we find significant error autocorrelation in a static approach, we prefer to show this dynamic estimator. A dynamic model with two lags eliminates this autocorrelation completely according to the standard tests. The chosen GMM estimator accounts for the potential endogeneity in the level of general government debt, the budget balance, and the level of risk aversion.

Table 3 presents the main results of the estimation of our structural model. Regression A presents the estimation of our model according to equation (7) above (see section 2). The negative effect of the strength of rules-based fiscal governance on sovereign spreads is clearly confirmed. An increase in the index thus results in a reduction of the sovereign spread relative to Germany.

A unit improvement of the rules-based framework results in a decline of the risk premium by around 23 per cent. Due to the log-linearity of our model, the effect on absolute spreads of a change in one determinant depends on the level of the other variables. When the level of risk aversion is high, improving national rules-based fiscal governance will have a much more significant effect on sovereign spreads than in times of lower risk aversion. Likewise, a unit increase in the quality of fiscal governance induces a larger decrease of the sovereign spread in a country with higher deficits and public debt. Figure 4 illustrates this dependency. As can be seen, the slope of the curve relating the sovereign spread to the quality of rules-based fiscal governance is the steeper the higher the level of risk aversion (left panel). At the same time, initial spreads are higher and their decline is consequently higher if deficit and debt are high (right panel). In sum, the benefit from improving rules-based fiscal governance will be highest for countries with weaker budgetary positions and in times of higher risk aversion.

**Figure 4** Sovereign spreads at different values of the fiscal rule index and risk aversion, sample average (left) and high-deficit, high-debt example (right)



The effects of the other variables are as expected as well. Sovereign spreads in the euro area countries of the 2000-2009 decade is above all determined by the risk-free interest rate and the level of global risk aversion. Increasing the benchmark interest rate by one percentage point leads to a one percent increase of the spread. A reduction in the general government budget deficit by one percentage point results in a decrease of the spread by around 20 per cent, while each percentage point of additional general government debt increased the spread by around two per cent.

Importantly, our estimation results confirm the restrictions contained in the structural model: specifically, the coefficient of unity to *ln\_riskav* and *yield\_de* cannot be rejected. The structural features of the model thus appear to be in line with the data generating process, and we take this as an important empirical confirmation of our model.

In regressions B to D reported in table 3 we add further control variables to our basic specification. Regression B adds the bank assets to GDP ratio as a further control variable. The regression reveals that countries with larger banking sectors typically see larger spreads, confirming the findings of Gerlach, Schulz and Wolff (2010). In regression C we include the net borrowing of the entire economy as well as the total net financial liability position of the economy. We find that larger liability positions are associated with higher spreads but net borrowing is not found to be significant. This result remains in regression D, in which all variables are included simultaneously.

In regressions E and F reported in table 3, we investigate the robustness of our findings to the time period. Specifically, we shorten the sample by one and two years respectively to exclude the crisis years. Thereby we can avoid that our results are purely driven by the last couple of crisis years. The shortened sample is also a way of addressing potential endogeneity concerns, given our argument that prior to the crisis, fiscal governance was not shaped by concerns about sovereign spreads. The regressions presented document the substantial robustness of our results. The coefficient on our fiscal rule index is highly significant in the pre-crisis years as well, and its magnitude is very similar to that found with the full sample. We are thus confident that our results are not driven by recent crisis volatility and that our findings are not impaired by the endogeneity of rules-based fiscal governance quality with respect to sovereign spreads.

The final columns of table 3 present regressions where we depart from the dynamic model, in order to document the robustness of our results to different estimation approaches (regressions H to J). Our central results are again confirmed; all variables keep their sign and their significance. The static approach is also better suited to testing the robustness of our results to potential liquidity effects that might affect sovereign spreads. Specifically, on bid-ask spreads that are conventionally employed to proxy liquidity in sovereign bond markets, we only have data as of 2003 at our disposal, which renders our dataset unsuited to estimate a dynamic model with several lags of the dependent variable.

Regression J shows that higher bid-ask spreads, that are a sign of low liquidity, are associated with higher sovereign spreads.

The euro area countries where the strength of rules-based fiscal governance was below the average of 5 in 2009 were Finland, Greece, Ireland, Italy, and Portugal; of these, the last four are facing particularly high consolidation pressures. According to the predictions of our model, these countries would have profited most from improving their rules-based fiscal governance. Predictions based on regression A presented in table 3 for the year 2009 – when global risk aversion was particularly high – imply the following: in the case of Greece – with a budget deficit of 13.5 per cent and a public debt burden of 115 per cent of GDP – the establishment of a rules-based fiscal governance framework of average quality would have implied the reduction of the sovereign spread by around 130 basis points. Ireland also had a budget deficit of 14 per cent in 2009 but public debt only amounted to 63 per cent of GDP; while its rules based fiscal governance framework was rather weak, with a fiscal rule index value of around 2. According to our predictions, the strengthening of their fiscal governance framework to the average level would have allowed a decline in the risk premium for Irish sovereign bonds by almost 100 basis points. Italy in turn had a rules-based fiscal governance framework in place that was assigned the fiscal rule index value of 3.7, comparatively close to the average of 5, but it had a deficit of 5.3 per cent and a public debt level of 115 per cent of GDP in 2009. The enhancement of its rules-based fiscal governance framework to the average level would still have yielded a reduction of its sovereign risk premium by about 30 basis points. Finally, the gain from such institutional improvement for Portugal – with a deficit of 9.4 per cent and public debt of 77 per cent in 2009 – would have been 50 basis points.

Our dataset permits to further study the different impact of specific characteristics of rules-based fiscal governance on sovereign spreads. As described in section 3, the fiscal rules index is a composite of 5 different dimensions of rules capturing (1) their legal base, (2) the room for setting or revising objectives, (3) the nature of the body that is monitoring compliance with the rule, (4) the enforcement mechanisms and (5) the media visibility of the rule. We study the relevance of these dimensions by performing separate regressions for each of the different sub-indices of the rule in turn, also presenting a regression with all sub-indices included simultaneously.

Table 4 shows these estimation results. Only for three sub-indices do we find a significant effect. The largest effect is found for the legal base of the national fiscal rule. A rule that is enshrined in the constitution will be perceived by markets to be highly effective; improving along the legal dimension will thus have a strong and highly significant effect on sovereign bond spreads. We also find a highly significant and strong effect of the legal enforcement possibilities attached to the rules. Finally, we also find a significant and strong effect of the media visibility of the rule. In contrast, the nature of the body in charge of monitoring the compliance with the rules as well as the room for setting or revising objectives are not found to be significant determinants of the sovereign bond

**Table 3** Main estimation results

	A	B	C	D	E	F	G	H	I	J
Dependent variable: <i>ln_spread</i>										
<i>debt</i>	0.02 *	0.03 ***	0.02	0.03 *	0.03	0.02	0.03 **	0.03 *	0.02 **	0.03
	(0.01)	(0.01)	(0.02)	(0.02)	(0.02)	(0.02)	(0.01)	(0.01)	(0.01)	(0.02)
<i>balance</i>	-0.18 ***	-0.14 ***	-0.18 ***	-0.15 ***	-0.17 **	-0.11	-0.19 ***	-0.12 ***	-0.10 *	-0.12 *
	(0.05)	(0.05)	(0.04)	(0.05)	(0.07)	(0.10)	(0.05)	(0.02)	(0.04)	(0.06)
<i>ln_riskav</i>	0.90 ***	0.80 ***	0.96 ***	0.88 ***	0.96 ***	0.16		1.22 ***	1.18 ***	0.79 ***
	(0.13)	(0.15)	(0.13)	(0.13)	(0.11)	(0.34)		(0.14)	(0.11)	(0.15)
<i>yield_de</i>	1.01 ***	1.08 ***	1.01 ***	1.04 ***	0.98 ***	1.41 ***	0.94 ***	0.84 ***	0.71 **	1.33 *
	(0.26)	(0.26)	(0.26)	(0.25)	(0.28)	(0.32)	(0.26)	(0.21)	(0.26)	(0.58)
<i>fri</i>	-0.23 **	-0.13 ***	-0.31 **	-0.20 ***	-0.26 *	-0.30 *	-0.22 **	-0.12 **	-0.10 ***	-0.22 **
	(0.10)	(0.03)	(0.13)	(0.05)	(0.15)	(0.17)	(0.09)	(0.05)	(0.03)	(0.09)
banking sector size		0.00 **		0.00					0.00	0.00
		(0.00)		(0.00)					(0.00)	(0.00)
net borrowing			0.06	0.04						
			(0.07)	(0.06)						
net financial liabilities			0.01 **	0.01 *						
			(0.00)	(0.00)						
<i>ln_riskav_vix</i>							1.57 ***			
							(0.40)			
bid-ask spread										0.03 **
										-0.01
<i>L.ln_spread</i>	0.20	0.20	0.13	0.12	0.17	0.28	0.22			
	(0.16)	(0.13)	(0.14)	(0.13)	(0.18)	(0.24)	(0.22)			
<i>L2.ln_spread</i>	-0.39 ***	-0.33 ***	-0.37 ***	-0.31 ***	-0.42 ***	-0.42 ***	-0.53 ***			
	(0.08)	(0.06)	(0.08)	(0.07)	(0.10)	(0.15)	(0.09)			
N	66	62	66	62	56	49	66	105	95	61
FE								yes	yes	yes
years	1999-2009	1999-2009	1999-2009	1999-2009	1999-2008	1999-2007	1999-2009	1999-2009	1999-2009	2003-2009

Standard errors in parentheses. \*, \*\*, \*\*\* denote significance at 10, 5, 1 per cent respectively.

spread. Moreover, we perform a regression in which we include all five sub-indices simultaneously. This regression suffers from the problem of the very high correlation of the sub-indices. In this regression, only the media visibility of the rules remains a significant determinant of sovereign spreads.

**Table 4 Estimation results: fiscal rule sub-indices**

	A	B	C	D	E	F
Dependent variable: <i>ln_spread</i>						
<i>debt</i>	0.02 ** (-0.01)	0.02 * (-0.01)	0.02 * (-0.01)	0.02 * (-0.01)	0.02 * (-0.01)	0.01 (-0.01)
<i>balance</i>	-0.18 *** (-0.05)	-0.18 *** (-0.05)	-0.19 *** (-0.05)	-0.16 *** (-0.05)	-0.19 *** (-0.04)	-0.17 *** (-0.05)
<i>ln_riskav</i>	0.91 *** (-0.14)	0.86 *** (-0.14)	0.90 *** (-0.14)	0.85 *** (-0.12)	0.88 *** (-0.15)	0.82 *** (-0.16)
<i>yield_de</i>	1.02 *** (-0.25)	1.04 *** (-0.27)	1.05 *** (-0.26)	0.99 *** (-0.27)	1.01 *** (-0.22)	0.94 *** (-0.21)
<i>fri_1</i>	-0.23 ** (-0.09)					-0.11 (-0.43)
<i>fri_2</i>		-0.13 (-0.12)				0.06 (-0.19)
<i>fri_3</i>			-0.12 (-0.10)			0.20 (-0.38)
<i>fri_4</i>				-0.18 *** (-0.05)		-0.14 (-0.18)
<i>fri_5</i>					-0.20 ** (-0.09)	-0.24 * (-0.13)
<i>L.ln_spread</i>	0.19 (-0.16)	0.26 (-0.18)	0.22 (-0.16)	0.22 (-0.17)	0.24 (-0.18)	0.26 (-0.18)
<i>L2.ln_spread</i>	-0.40 *** (-0.08)	-0.38 *** (-0.07)	-0.43 *** (-0.08)	-0.32 *** (-0.08)	-0.42 *** (-0.10)	-0.32 ** (-0.12)
N	66	66	66	66	66	66
years: 1999-2009						

Standard errors in parentheses. \*, \*\*, \*\*\* denote significance at 10, 5, 1 per cent respectively.

The economic literature on determinants of sovereigns spreads is typically based on reduced form analysis, without estimating equations directly derived from a structural model. For the sake of comparability, below we also present estimation results from this more standard approach. This exercise also serves as a confirmation of our results presented above. We specifically estimate the following reduced form equation and its variants with further control variables:

$$spread'_{i,t} = \beta_1 risk_t + \beta_2 debt'_{i,t} + \beta_3 risk_t debt'_{i,t} + \beta_4 balance'_{i,t} + \beta_5 risk_t balance'_{i,t} + \beta_6 fri'_{i,t} + \beta_7 risk_t fri'_{i,t} + c_i + u_{i,t} \quad (8),$$

where *debt'*, *balance'* and *fri'* are considered to determine the probability of default in deviation to the benchmark country, Germany, and *risk* – the US corporate bond spread – measures investors' risk aversion. The spread is considered to be determined by the risk of default and interaction terms between risk aversion and the other variables that allows capture that spreads may react differently to fundamentals depending on the state of risk aversion. The estimating equation contains country fixed effects *c* that capture the effect of

time-invariant institutional factors; while  $u_{i,t}$  is an error term with standard properties. Variables employed in additional specifications are bid-ask spreads of the respective government bonds to control for the risk that assets cannot be sold quickly; the size of the banking sector in the economy to account for contingent liabilities that might draw on public budgets in the event of bank failures, and the three-year ahead deficit forecasts obtained from the Stability and Convergence Programmes of the EU members to consider the role that expectations on fiscal policy might have separately from the room for manoeuvre allowed for by the rules-based governance framework.

Table 5 shows the results of our reduced form regression analysis of the determinants of government bond spreads in the euro area. The results confirm the important role of fiscal rules for sovereign risk premia in the euro area. Fiscal rules do not have a significant explanatory role regarding sovereign bond yields as such (regression A). However, they are highly relevant when investors become risk averse (regressions B to E). When global risk aversion increases, countries with better fiscal rules witness lower increases of sovereign bond yields relative to Germany. Also quantitatively, the results show a similar order of magnitude as found from the estimations of the structural model, as illustrated by figure 4 as well. We also find that a higher ratio of general government debt to GDP significantly enhances sovereign bond yields, just as higher general government budget deficits.

In line with previous research, we find that international risk aversion is an important driver of sovereign bond spreads in the euro area itself. When controlling for differences in liquidity across bond-markets by including bid-ask spreads (available as of 2003) among the regressors, we continue to find a significant role for fiscal rules (regressions F and G). Regression H addresses the fact that in many countries the quality of fiscal rules does not move often: the fiscal rule index might pick up other non-observable time-constant factors in these cases. We control for unobservable time-invariant factors that are evaluated differently at different levels of risk aversion with country fixed effects in interaction with *risk* along with the country effects in levels. Our findings on fiscal rules are preserved in this highly flexible specification.

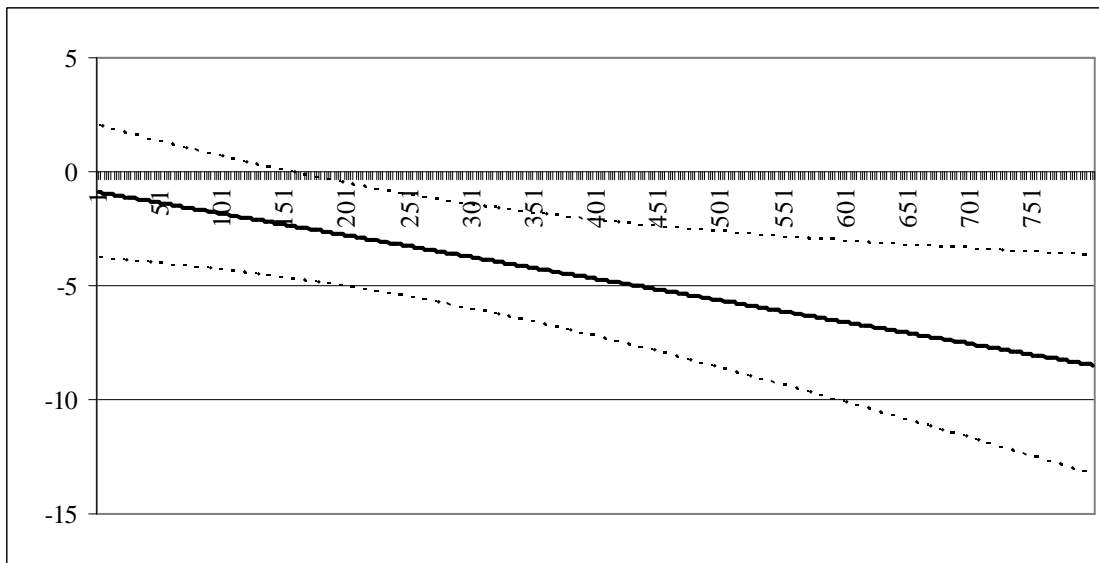
Regressions I and J omit the year 2009, thereby rendering the regression robust to special effects related to the economic and financial crisis. As argued above, here we can safely consider the quality of rules-based fiscal governance exogenous with respect to government bond yields and their spreads. Qualitatively, the difference to the main specifications presented above is that deficits and debt do not have different impacts on sovereign spreads at different levels of risk aversion. Regression K addresses the role of the banking sector and its potential liabilities to public budgets in the economic and financial crisis by controlling for the size of the aggregate bank assets as a proportion of GDP (relative to Germany). This variable is insignificant; our central results regarding the importance of national fiscal rules for containing sovereign bond yields are again confirmed.

**Table 5 Results from reduced-form estimation**

	A	B	C	D	E	F	G	H	I	J	K	L
Dependent variable: <i>spread'</i>												
<i>risk</i>	0.18 *** (0.01)	0.14 *** (0.02)	0.08 *** (0.02)	0.08 *** (0.02)	0.08 *** (0.01)	0.07 *** (0.02)	0.05 ** (0.02)	-0.44 *** (0.12)	0.08 *** (0.01)	0.09 *** (0.01)	0.08 *** (0.02)	0.10 *** (0.01)
<i>debt'</i>	0.93 *** (0.24)	0.81 *** (0.22)	0.75 *** (0.18)	0.56 *** (0.20)	0.57 *** (0.18)	1.40 *** (0.44)	0.97 ** (0.39)	-1.24 *** (0.41)	0.50 *** (0.09)	0.45 *** (0.10)	0.73 *** (0.19)	0.46 *** (0.11)
<i>risk*debt'</i>				0.001 ** (0.001)	0.001 (0.001)		0.002 ** (0.001)	0.012 *** (0.002)		0.00 (0.00)		0.00 (0.00)
<i>balance'</i>			-4.04 *** (0.61)	-4.39 *** (0.62)	0.69 (1.22)	-3.64 *** (1.02)	-1.35 (1.62)	0.82 (1.13)	-1.54 *** (0.31)	-1.21 * (0.66)	-4.20 *** (0.74)	
<i>risk*balance'</i>					-0.02 *** (0.00)		-0.01 ** (0.01)	-0.02 *** (0.00)		0.00 (0.00)		
<i>fri'</i>	0.75 (1.57)	4.37 *** (1.59)	3.90 *** (1.32)	2.66 * (1.41)	-0.88 (1.48)	-0.48 (2.93)	-9.32 *** (3.19)	1.91 (2.47)	0.41 (0.66)	-0.15 (0.79)	4.07 *** (1.40)	0.04 (0.78)
<i>risk*fri'</i>		-0.02 *** (0.00)	-0.02 *** (0.00)	-0.02 *** (0.00)	-0.01 ** (0.00)	-0.02 *** (0.00)	-0.01 (0.01)	-0.023 * (0.012)	-0.01 *** (0.00)	-0.01 ** (0.00)	-0.02 *** (0.00)	-0.01 *** (0.00)
bid-ask spread'						-357.18 ** (148.26)	-193.61 (134.16)					
<i>risk* bid-ask spread'</i>						0.882 ** (0.366)	0.542 (0.336)					
bank assets in GDP											-0.01 (0.03)	
E(F3. <i>balance'</i> )												-0.99 * (0.59)
N	107	107	107	107	107	69	69	107	97	97	107	97
years	1999-2009	1999-2009	1999-2009	1999-2009	1999-2009	2003-2009	2003-2009	1999-2009	1999-2008	1999-2008	1999-2009	1999-2008
R <sup>2</sup>	0.66	0.73	0.82	0.82	0.86	0.87	0.91	0.93	0.85	0.85	0.82	0.81

Estimation with panel fixed effects. Standard errors in parentheses. \*, \*\*, \*\*\*denote significance at 10, 5, 1 per cent respectively. Regression H includes panel fixed effects in interaction with *risk*.

**Figure 5** Marginal effect of fiscal rules on sovereign bond spreads, based on reduced-form estimation



The figure shows the marginal effect of fiscal rules on sovereign bond spreads as a function of international risk aversion measured by *uscovp*, based on regression D shown in table 5. Dotted lines indicate the 95% confidence interval. Source: authors' calculation.

Finally, to rule out the possibility that our fiscal rule index is just a proxy of expectations on the fiscal policy stance but does not shape these, we control for the three-year-ahead deficit forecasts obtained from the stability and convergence programmes of the EU members (regression L). Deficit forecasts are found to be a significant and quantitatively important determinant of government bond spreads, while our main results remain in place. This implies that rules-based fiscal governance has an important role for the formation expectations on fiscal policy by financial markets beyond short-term expectations embodied in forecasts.

## 5 Conclusion

The present paper proves the importance of rules-based national fiscal governance for the assessment of sovereign risk by financial markets in the euro area. Stronger fiscal rules turn out to be of great importance to contain sovereign bond spreads in times of elevated market uncertainty in particular. Better fiscal rules can reduce sovereign bond spreads between euro area member states and Germany by 100 basis points and more, depending on global risk aversion and country-specific fiscal fundamentals. Of particular importance is the strength of the legal base of the fiscal rules in force as well as the enforcement mechanisms. Our results are robust to the length of the time period and the measurement of international risk aversion.

According to our model, national fiscal rules exert their beneficial effect by reducing the probability of sovereign default, which is specifically important in times of higher risk aversion. Overall, our results lend strong empirical support that strengthening of national fiscal rules should be an integral part of the European economic governance reform. National fiscal rules can thereby contain sovereign risk by increasing trust in the sustainability of public finances in addition to their direct contribution to better fiscal outcomes.

## References

- Alesina, Alberto, and Tamim Bayoumi (1996), “The costs and benefits of fiscal rules: evidence from U.S. states”, *NBER working papers* no. 5614.
- Alexander, Volbert, and Peter Anker (1997), “Fiscal discipline and the question of convergence of national interest rates in the European Union”, *Open Economies Review* 8(4), pp. 335-352.
- Ayuso-i-Casals, Joaquim, Diana Gonzalez Hernandez, Laurent Moulin, and Alessandro Turrini (2009), “Beyond the SGP: Features and effects of EU national fiscal rules”, in: *ibid.*, Servaas Deroose, Elena Flores, and Laurent Moulin (eds.), *Policy instruments for sound fiscal policies: fiscal rules and institutions*, Houndmills, Basingstoke: Palgrave Macmillan, pp. 204-220.
- Barrios, Salvador, Per Iversen, Magdalena Lewandowska, and Ralph Setzer (2009), “Determinants of intra-euro area government bond spreads during the financial crisis”, *European Economy - Economic Papers* 388, Brussels: European Commission, Directorate General Economic and Financial Affairs.
- Bayoumi, Tamim, and Barry Eichengreen (1994), “Restraining yourself: fiscal rules and stabilization”, *CEPR discussion papers* no. 1029.
- Bayoumi, Tamim, Morris Goldstein, and Geoffrey Woglom (1995), “Do credit markets discipline sovereign borrowers? Evidence from U.S.” *Journal of Money, Credit and Banking* 27 (4), pp. 1046-1059.
- Bernoth, Kerstin, and Burcu Erdogan (2010), “Sovereign bond yield spreads: A time-varying coefficient approach”, *DIW discussion paper* no. 1078.
- Bernoth, Kerstin, Jürgen von Hagen, and Ludger Schuknecht (2004), “Sovereign risk premia in the European government bond market”, *ECB working papers* no. 369.
- Bernoth, Kerstin, and Guntram Wolff (2008), “Fool the markets? Creative accounting, fiscal transparency and sovereign risk premia”, *Scottish Journal of Political Economy* 55(4), pp. 465-87.
- Bohn, Henning, and Robert Inman (1996), “Balanced-budget rules and public deficits: evidence from the U.S. states”, *Carnegie-Rochester Conference Series on Public Policy* 45(1), pp. 13-76.
- Buti, Marco, João Nogueira Martins, and Alessandro Turrini (2006), “From deficits to debt and back: political incentives under numerical fiscal rules”, *CEPR discussion papers* no. 5809.
- Codogno, Lorenzo, Carlo Favero, and Alessandros Missale (2003), “Yield Spreads on EMU Government Bonds,” *Economic Policy* 18(37), 503–32.
- Copeland, Laurence, and Sally-Anne Jones (2001), “Default probabilities of European sovereign debt: market-based estimates”, *Applied Economic Letters* 8, pp. 321-324.
- Debrun, Xavier (2007), Tying hands is not commitment: can fiscal rules and institutions really enhance fiscal discipline? *Bruegel working paper* no. 2007/01.

- Debrun, Xavier, and Manmohan Kumar (2007a), “The discipline-enhancing role of fiscal institutions: theory and empirical evidence”, *IMF working papers* no. 07/171, Washington, D.C.: International Monetary Fund.
- Debrun, Xavier, and Manmohan Kumar (2007b), “Fiscal rules, fiscal councils and all that: commitment devices, signalling tools or smokescreens?”, mimeo.
- Debrun, Xavier, Laurent Moulin, Alessandro Turrini, Joaquim Ayuso-i-Casals, and Manmohan Kumar (2008), “Tied to the mast? National fiscal rules in the European Union”, *Economic Policy* 23 (4), pp. 297-362.
- Deroose, Servaas, Laurent Moulin, and Peter Wierdsma (2006), “National expenditure rules and expenditure outcomes: evidence for EU Member States”, *Wirtschaftspolitische Blätter* 1, pp. 27-42.
- Dunne, Peter, Michael Moore, and Richard Portes (2007), “Benchmark Status in Fixed-Income Asset Markets”, *Journal of Business Finance and Accounting* 34 (9-10), pp. 1615-1634.
- Edwards, Sebastian (1986), “The pricing of bonds and bank loans in international markets: an empirical analysis of developing countries’ foreign borrowing”, *NBER working papers* no. 1689.
- Eichengreen, Barry, and Tamin Bayoumi (1994), “The political economy of fiscal restrictions: implications for Europe from the United States”, *European Economic Review* 38, pp. 783-791.
- Ejlsing, Jacob, and Wolfgang Lemke (2009), “The Janus-headed salvation: sovereign and bank credit risk premia during 2008-2009”, *Economics Letters* 110 (1), 28-31.
- European Central Bank (2010), “Reinforcing economic governance in the Euro area”, 12 June 2010, mimeo.
- European Commission (2010a), “Proposal for a Council Directive on requirements for budgetary frameworks of the Member States”, Brussels, 29 September 2010, [http://ec.europa.eu/economy\\_finance/articles/eu\\_economic\\_situation/pdf/com2010\\_523en.pdf](http://ec.europa.eu/economy_finance/articles/eu_economic_situation/pdf/com2010_523en.pdf) (19 October 2010).
- European Commission (2010b), “Reinforcing economic policy coordination”, communication from the Commission to the European Parliament, the European Council, the Council, the European Central Bank, the Economic and Social Committee and the Committee of the Regions, Brussels, 12 May 2010, mimeo.
- European Commission (2010c), “Enhancing economic policy coordination for stability, growth and jobs – Tools for stronger EU economic governance”, communication from the Commission to the European Parliament, the European Council, the Council, the European Central Bank, the Economic and Social Committee and the Committee of the Regions, Brussels, 30 June 2010, mimeo.
- Fatás, Antonio (2010), “The economics of achieving fiscal sustainability”, paper prepared for the Academic Consultants Meeting at the Board of Governors, Federal Reserve, April 2010, mimeo.
- Favero, Carlo, Francesco Giavazzi, and Luigi Spaventa (1997), “High yields: the spread on German interest rates,” *The Economic Journal* 107, 956–85.

- Gerlach, Stefan, Alexander Schulz, and Guntram Wolff (2010), “Banking and sovereign risk in the Euro area”, *CEPR discussion papers* no. 7833.
- Hallerberg, Mark, Rolf Strauch, and Jürgen von Hagen (2007), “The design of fiscal rules and forms of governance in European Union countries”, *European Journal of Political Economy* 23(2), pp. 338-359.
- Hallerberg, Mark, Rolf Strauch, and Jürgen von Hagen (2009), *Fiscal governance in Europe*, Cambridge: Cambridge University Press.
- Hallerberg, Mark, and Guntram Wolff (2008), “Fiscal institutions, fiscal policy and sovereign risk premia in EMU”, *Public Choice* 136 (3-4), pp. 379-396.
- Heppke-Falk, Kirsten, and Guntram Wolff (2008), “Moral hazard and bail-out in fiscal federations: evidence for the German Länder”, *Kyklos* 61, 425–446.
- Inman, Robert (1996), “Do balanced-budget rules work? U.S. experience and possible lessons for the EMU”, *NBER working papers* no. 1996.
- Johnson, Craig, and Kenneth Kriz (2005), “Fiscal institutions, credit ratings, and borrowing costs”, *Public Budgeting & Finance* 25 (1), pp. 84-103.
- Kopits, George, and Steven Symanski (1998), “Fiscal policy rules”, *IMF occasional paper* no. 162, Washington, D.C.: International Monetary Fund.
- Krogstrup, Signe, and Charles Wyplosz (2010), “A common pool theory of supranational deficit ceilings”, *European Economic Review* 54, pp. 269-278.
- Larch, Martin, and Alessandro Turrini (2008), “Received wisdom and beyond: lessons from fiscal consolidation in the EU”, *European Economy - Economic Papers* 320, Brussels: European Commission, Directorate General Economic and Financial Affairs.
- Leeper, Eric (2010), “Monetary science, fiscal alchemy”, *NBER working papers* no. 16510.
- Lemmen, Jan, and Charles Goodhart (1999), “Credit risks and European government bond markets: a panel data econometric analysis”, *Eastern Economic Journal* 25 (1), pp. 77-107.
- Lonning, Ingunn (2000), “Default premia on European government debt”, *Weltwirtschaftliches Archiv* 136, pp. 259-283.
- Poterba, James, and Kim Rueben (1999), “State fiscal institutions and the U.S. municipal bond market”, in James Poterba and Jürgen von Hagen (eds.), *Fiscal institutions and fiscal performance*, Chicago, London: The University of Chicago Press, pp. 181-207.
- Schuknecht, Ludger, Jürgen von Hagen, and Guido Wolswijk (2009), “Government risk premiums in the bond market: EMU and Canada,” *European Journal of Political Economy* 25(3), 371–384.
- Schuknecht, Ludger, Jürgen von Hagen, and Guido Wolswijk (2010), “Government bond risk premiums in the EU revisited: the impact of the financial crisis”, *ECB working papers* no. 1152.
- Schulz, Alexander, and Guntram Wolff (2009), “The German sub-national government bond market: structure, determinants of yield spreads and Berlin’s foregone bail-

out”, *Journal of Economics and Statistics – Jahrbücher für Nationalökonomie und Statistik* 229(1), pp. 61-83.

Sutherland, Douglas, Robert Price, and Isabelle Joumard (2005), “Fiscal rules for sub-central governments: design and impact”, *OECD Economics Department working papers* no. 465.

von Hagen, Jürgen (1991), “A note on the empirical effectiveness of formal fiscal restraints” *Journal of Public Economics* 44(2), pp. 199-210.

von Hagen, Jürgen (2010), “Sticking to fiscal plans: the role of institutions”, *Public Choice* 144, pp. 487-503.

von Hagen, Jürgen, and Guntram Wolff (2006), “What do deficits tell us about debt? Empirical evidence on creative accounting with fiscal rules in the EU”, *Journal of Banking and Finance* 30(12), pp. 3259-3279.